



Real  
College  
California

# Basic Needs Among California Community College Students in 2023

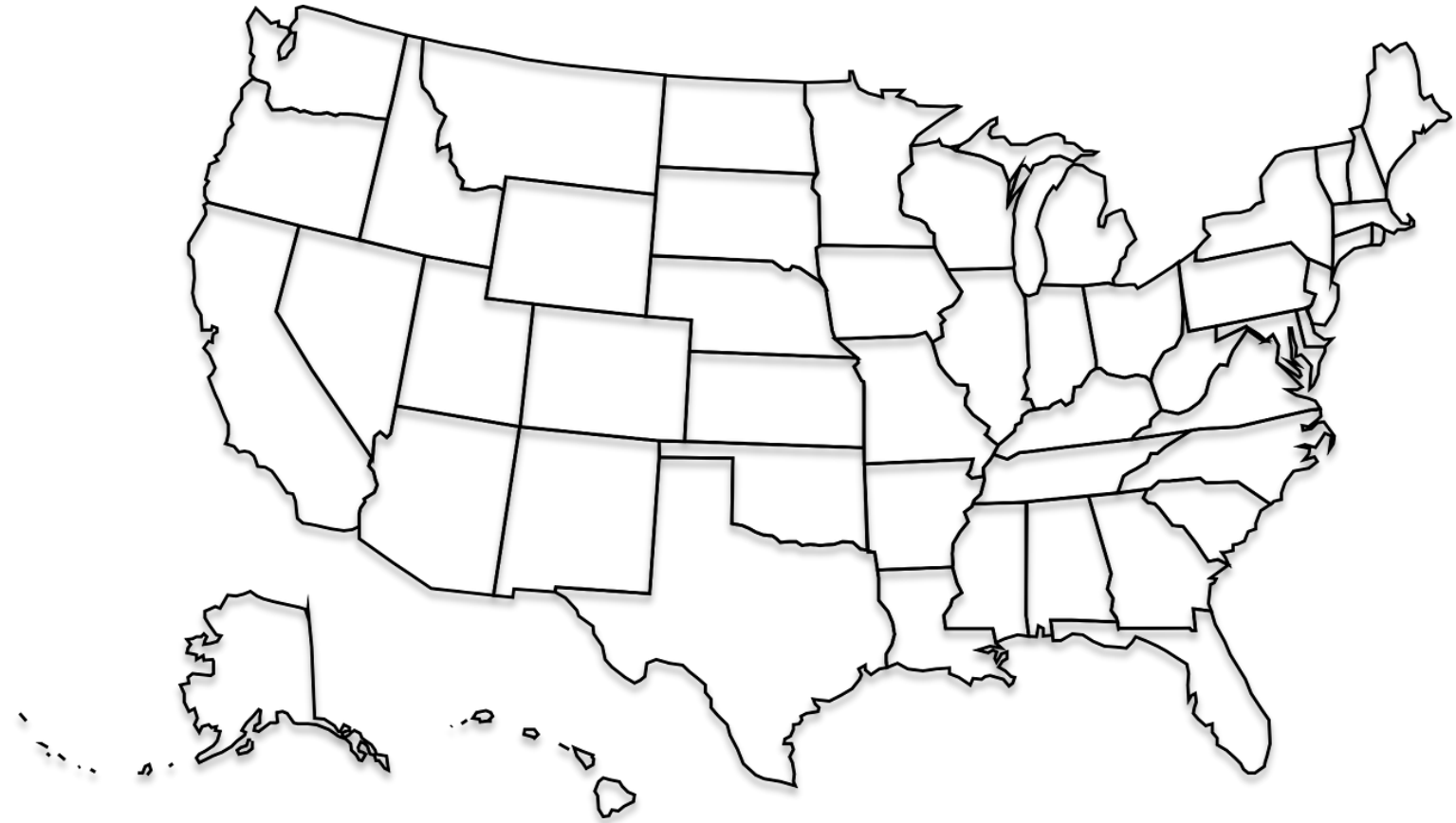


The**RP**Group

Research, Planning & Professional Development  
for California Community Colleges

SM

**The RealCollege survey is the nation's largest assessment of basic needs security among college students and specifically evaluates access to affordable food and housing.**



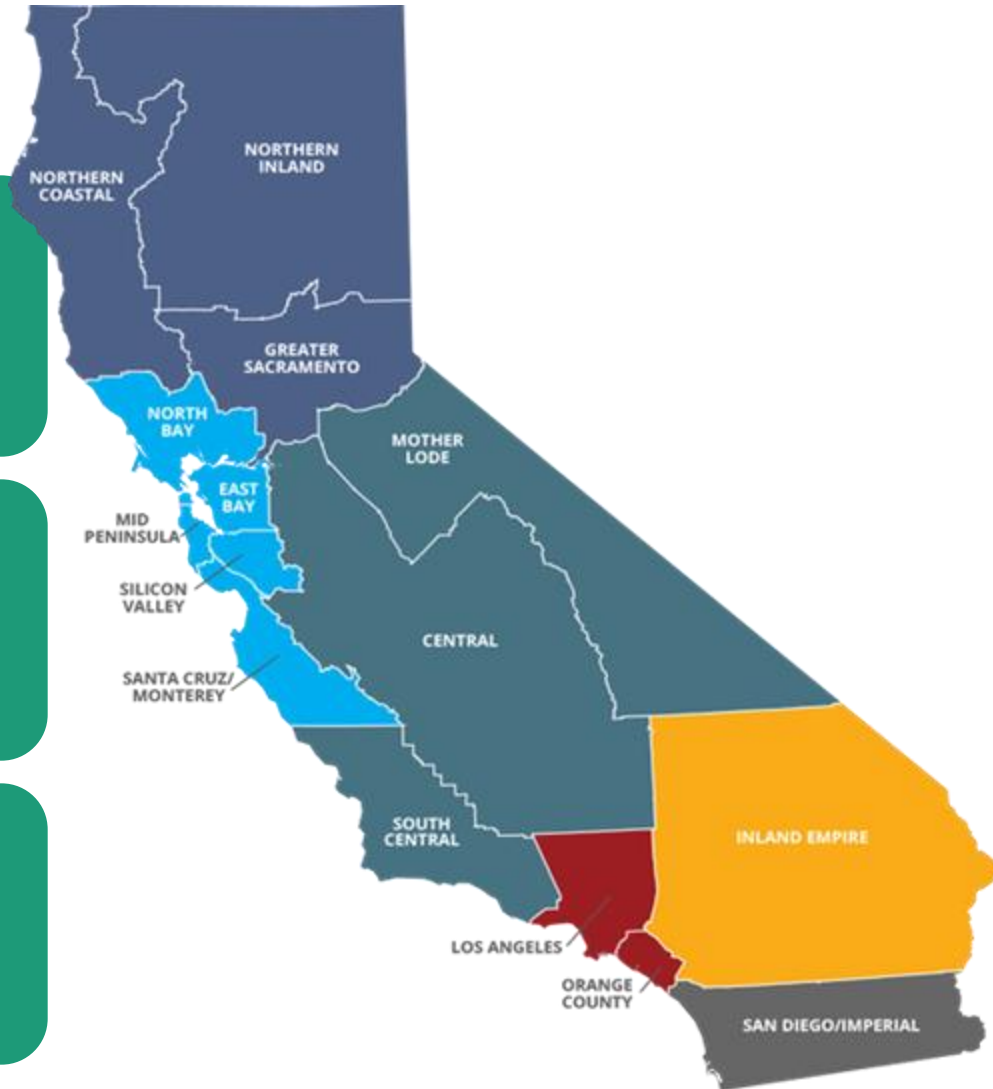


# The Real College California Survey of California Community Colleges

Adapted from the national survey to include CCC-specific items

38 items specifically measuring food, housing, and homelessness indices

Awareness and utilization of campus resources and students' experiences



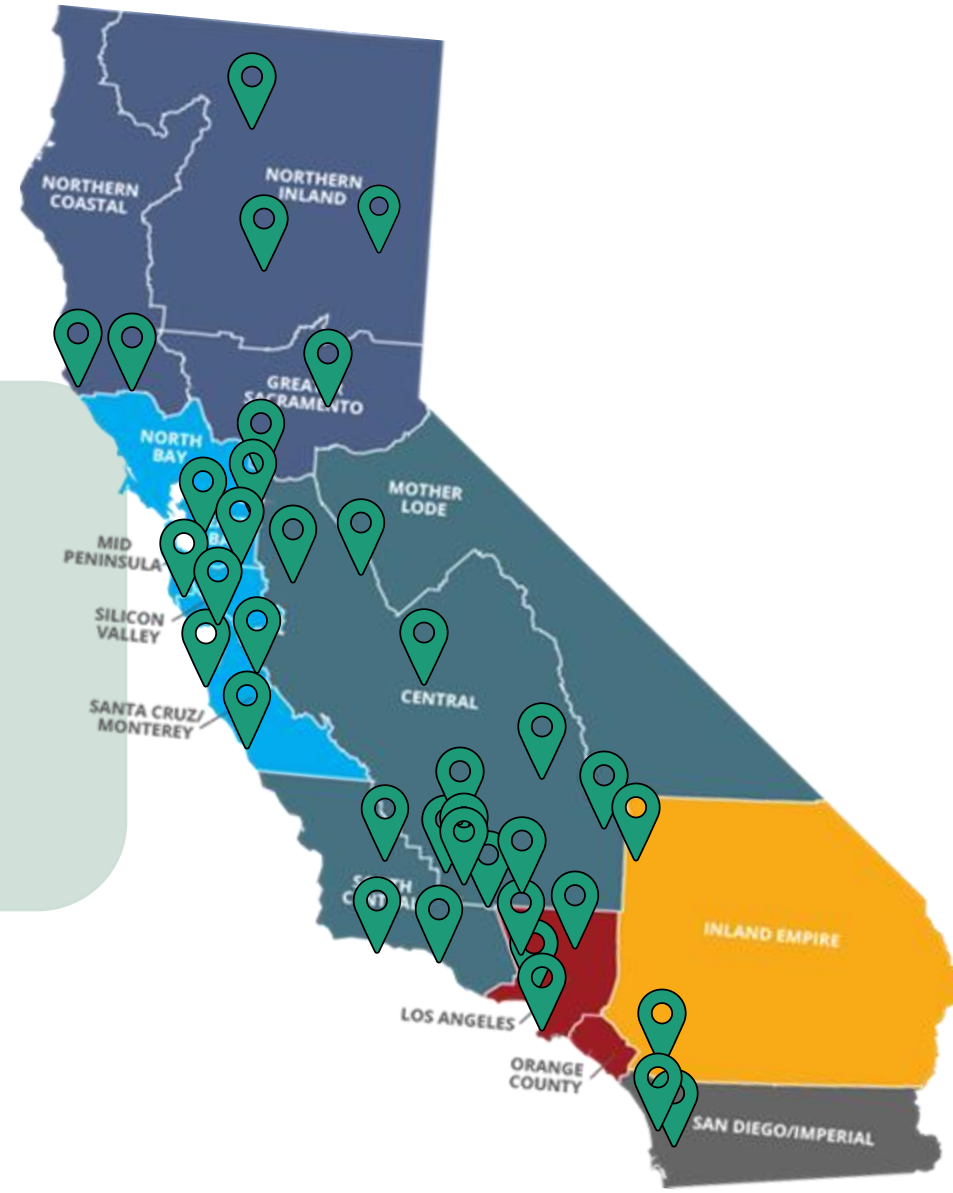
# The Real College California Survey of California Community Colleges Sample



Real  
College  
California

2023  
Sample

- 66,741 respondents
- 88 California Community Colleges
- Average: 758 respondents/college



# 2023 Student Sample Characteristics

	Percentage
<b>Racial/Ethnic Background</b>	
African American or Black	6%
American Indian or Alaskan Native	1%
Asian	12%
Hispanic or Latinx	46%
Middle Eastern or North African or Arab or Arab American	2%
Multi-Ethnicity	6%
Other/Unknown	2%
Pacific Islander or Native Hawaiian	1%
White or Caucasian	25%

	Percentage
<b>Gender Identity</b>	
Female	64%
Male	31%
Nonbinary	3%
<b>Transgender Status</b>	
Transgender	5%
<b>Sexual Orientation</b>	
Bisexual	10%
Gay or lesbian	4%
Heterosexual or straight	77%
Not sure or other	8%
<b>Age</b>	
18 to 20	33%
21 to 25	22%
26 to 30	13%
Older than 30	32%

# Statewide Basic Needs Insecurity Rates

**2 out of 3 students**  
report experiencing at least  
one basic needs insecurity



Food Insecurity



Housing Insecurity



Homelessness



# Basic Needs Insecurity Definitions



**Food Insecurity** is the limited or uncertain availability of nutritionally adequate and safe food, or the ability to acquire such food in a socially acceptable manner.

Timeframe: past 30 days



**Housing insecurity** includes a broad set of challenges such as the inability to pay rent or utilities, or the need to move frequently.

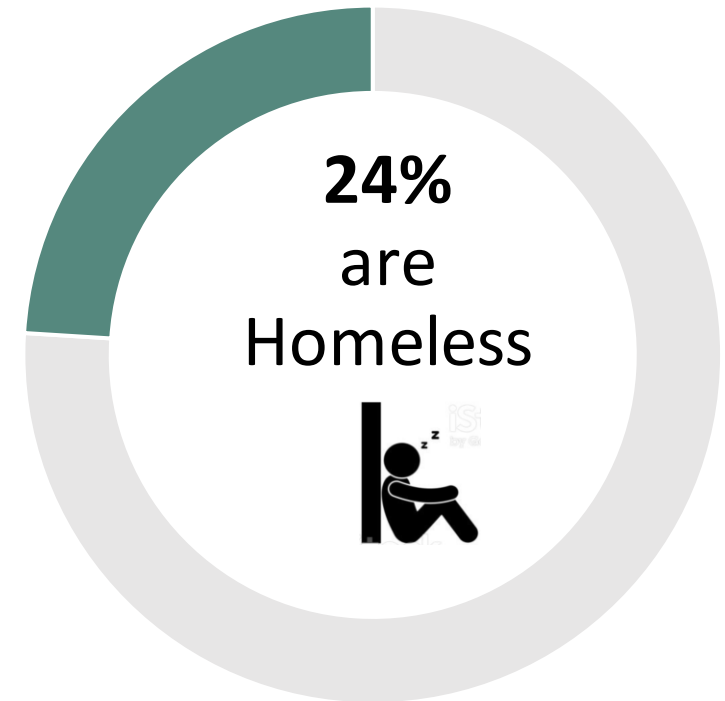
Timeframe: past 12 months



**Homelessness** means that a person does not have a stable place to live. Students were identified as homeless if they responded affirmatively to a question asking if they had been homeless or if they identified living conditions that are considered signs of homelessness (e.g., couch surfing, living somewhere not meant for habitation).

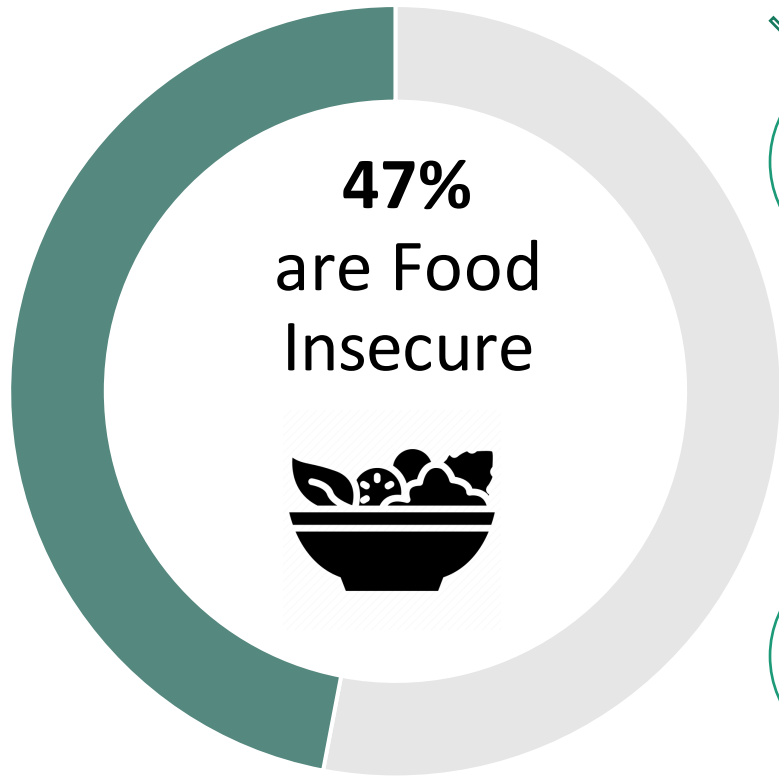
Timeframe: past 12 months

# Basic Needs Insecurity Indices



# Statewide Food Insecurity Rates

## Food Insecurity



- 52%** worried whether their food would run out before they could buy more
- 50%** couldn't afford to eat balanced meals
- 45%** worried they would run out of food and could not afford to buy more

# Statewide Housing Insecurity Rates

## Housing Insecurity



**34%**

had rent/mortgage increase making it difficult to pay

**29%**

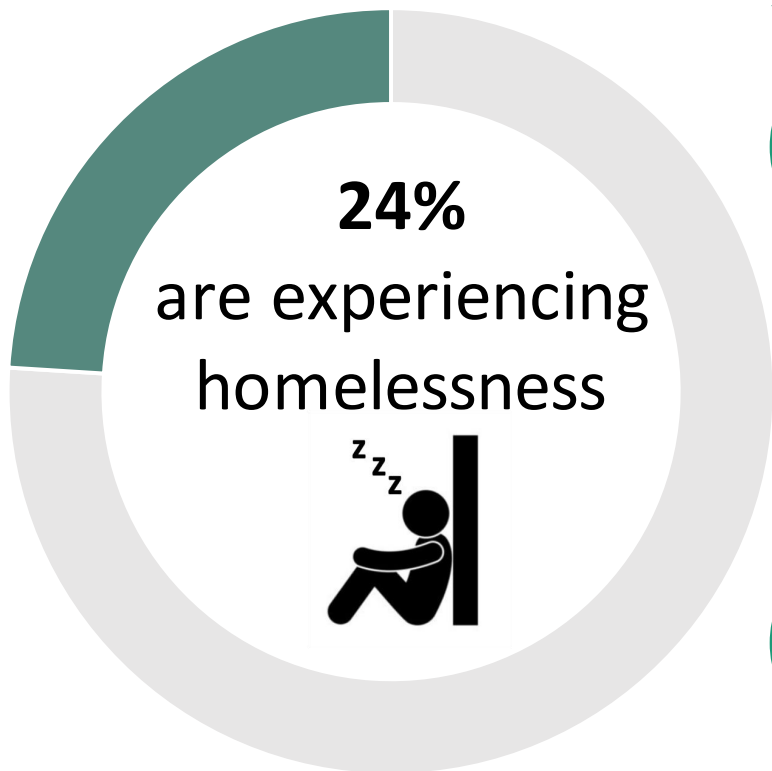
could not pay for the full amount of rent/mortgage

**28%**

could not pay the full amount of utilities

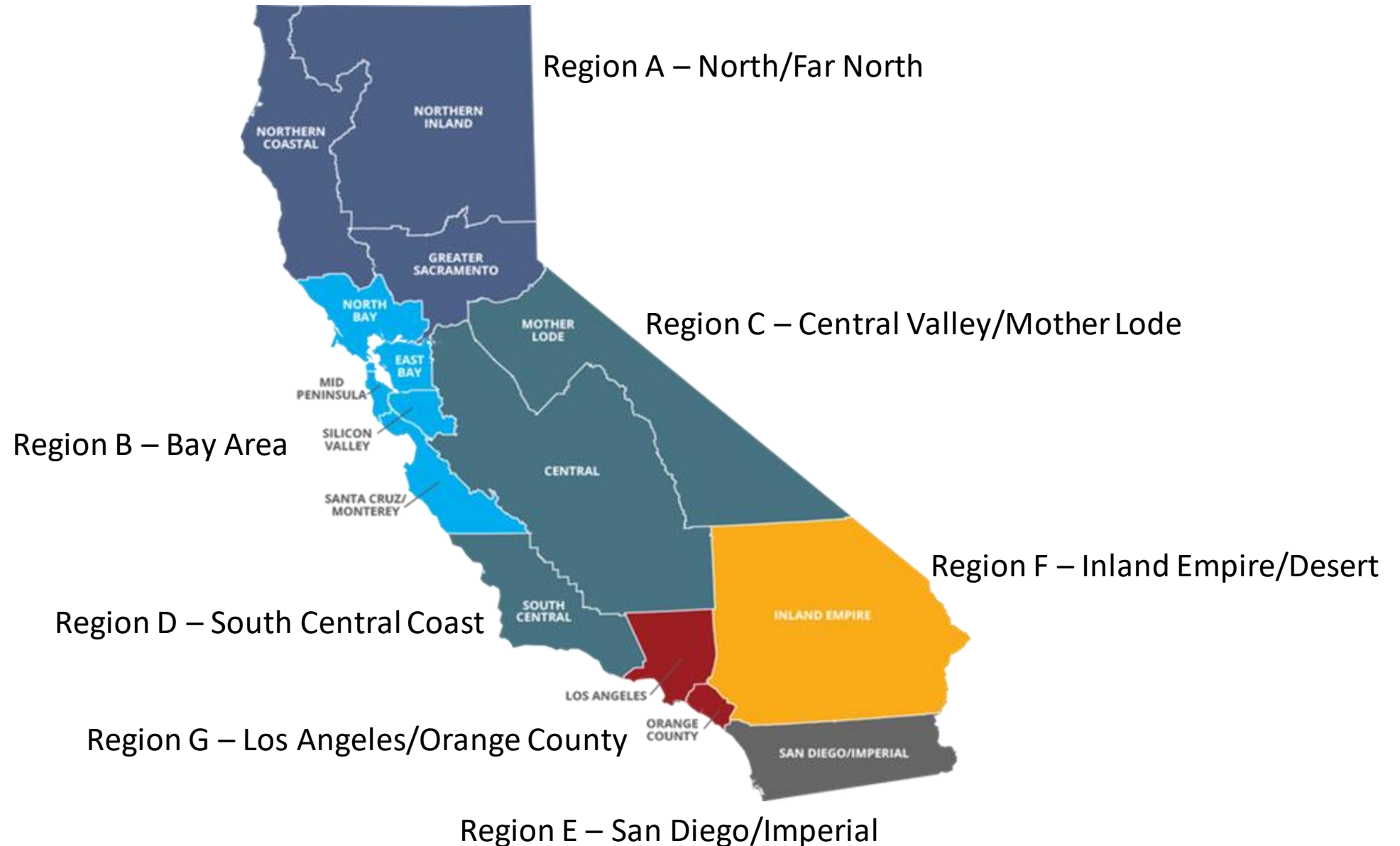
# Statewide Homelessness Rates

## Homelessness



- 16% are temporarily living with relatives, friends, or couch surfing
- 9% self-identified as experiencing homelessness
- 7% are living in a closed area/space with a roof but not meant for human habitation

# Basic Needs Insecurity Rates by Region



# Food Insecurity Rates by Region



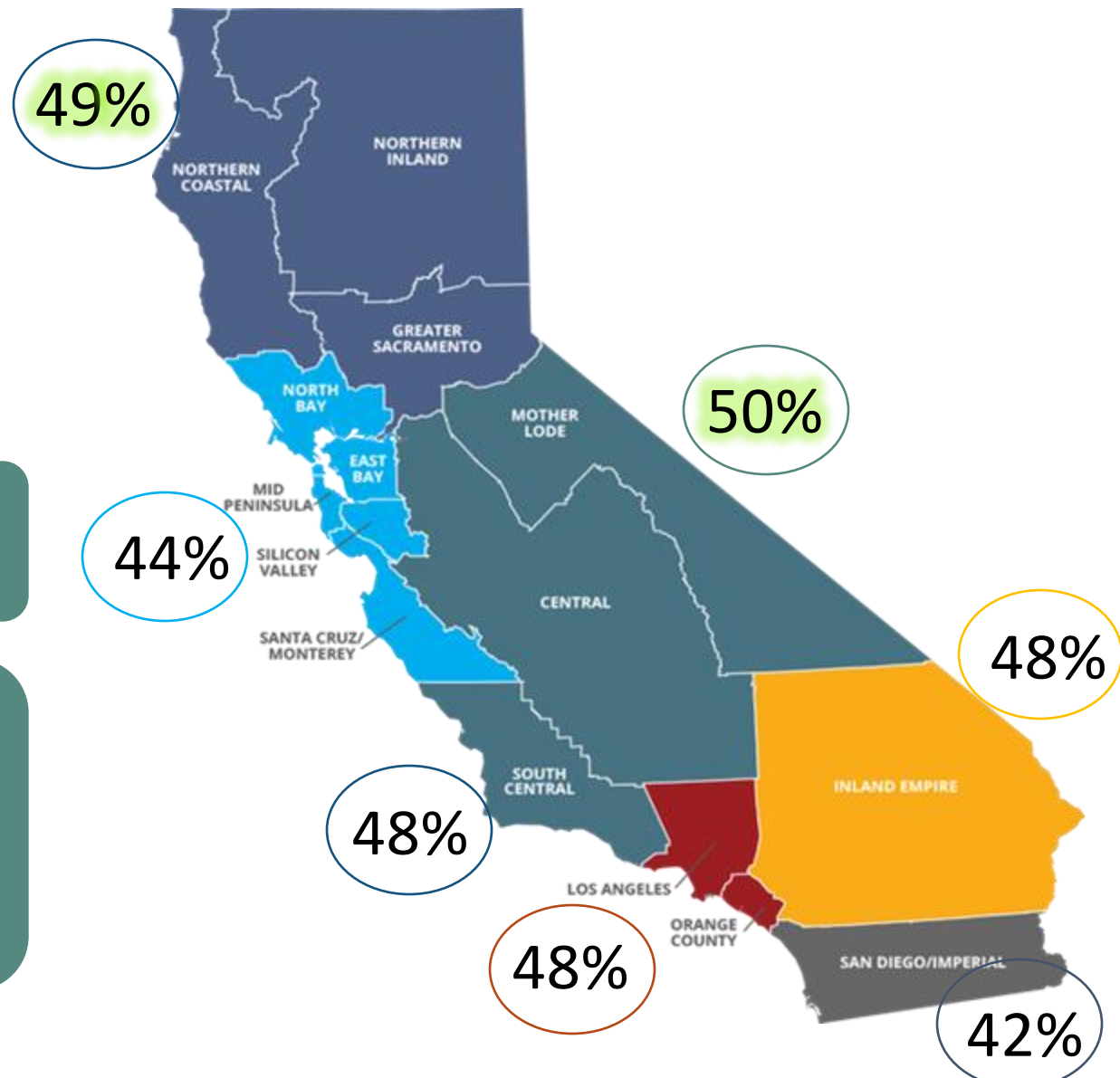
Real  
College  
California

## Food Insecurity



Statewide: 47%

Highest food insecurity: more rural regions



# Housing Insecurity Rates by Region

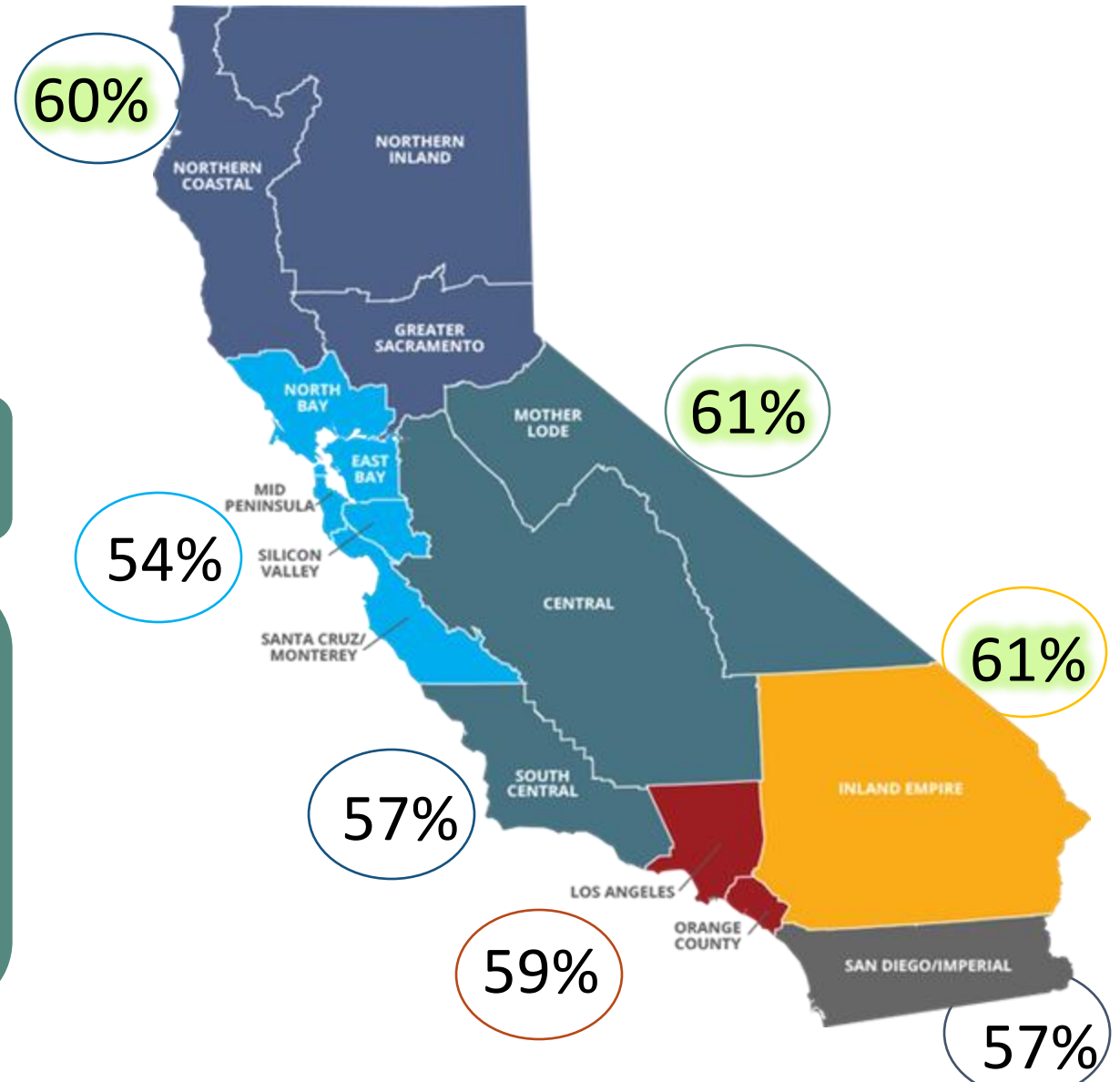


Real  
College  
California

## Housing Insecurity

Statewide: 58%

Highest housing  
insecurity: more in  
the far north and  
eastern regions





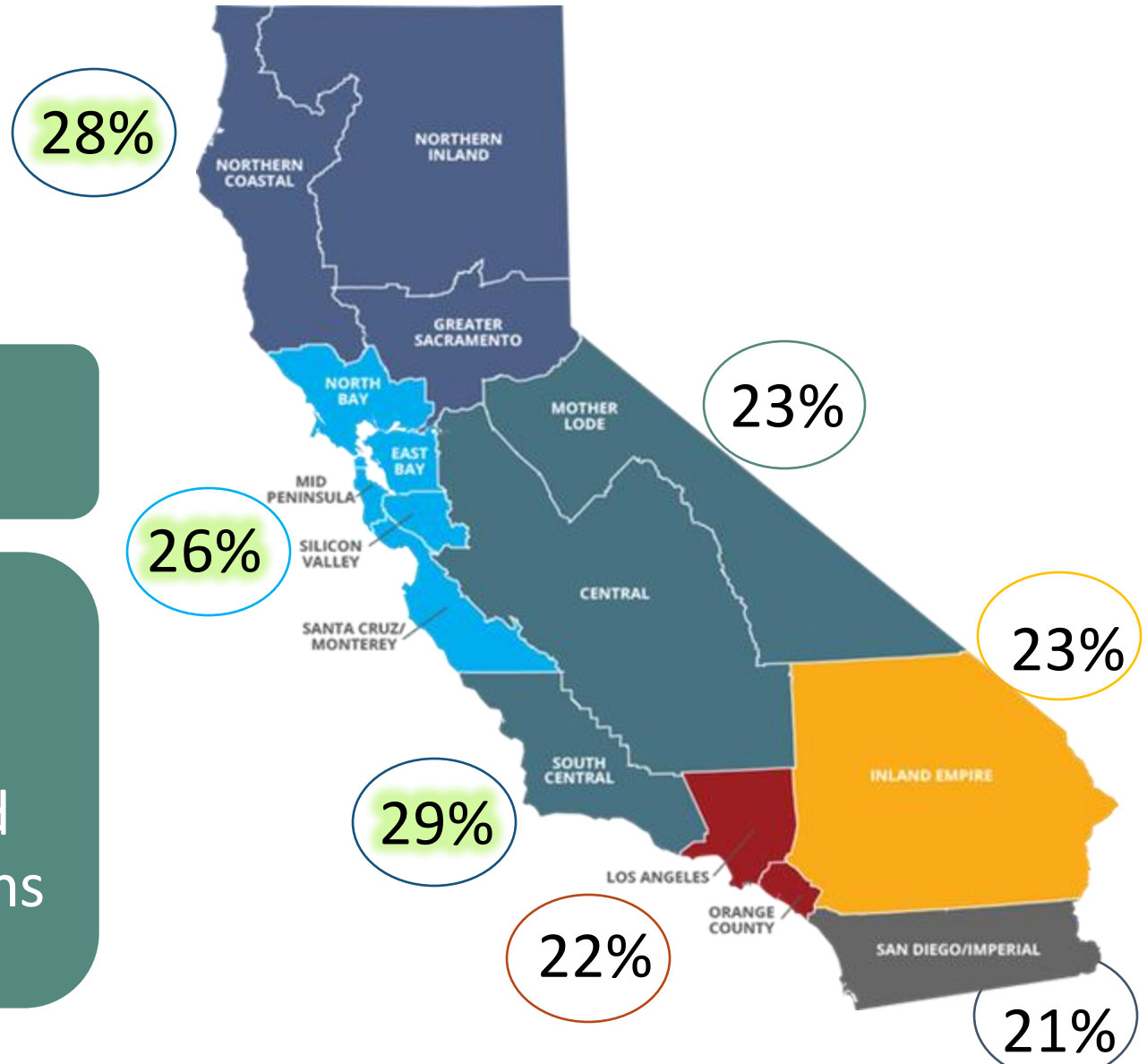
# Homelessness Rates by Region

## Homelessness



Statewide: 24%

Highest homelessness: far north, and north and central coastal regions



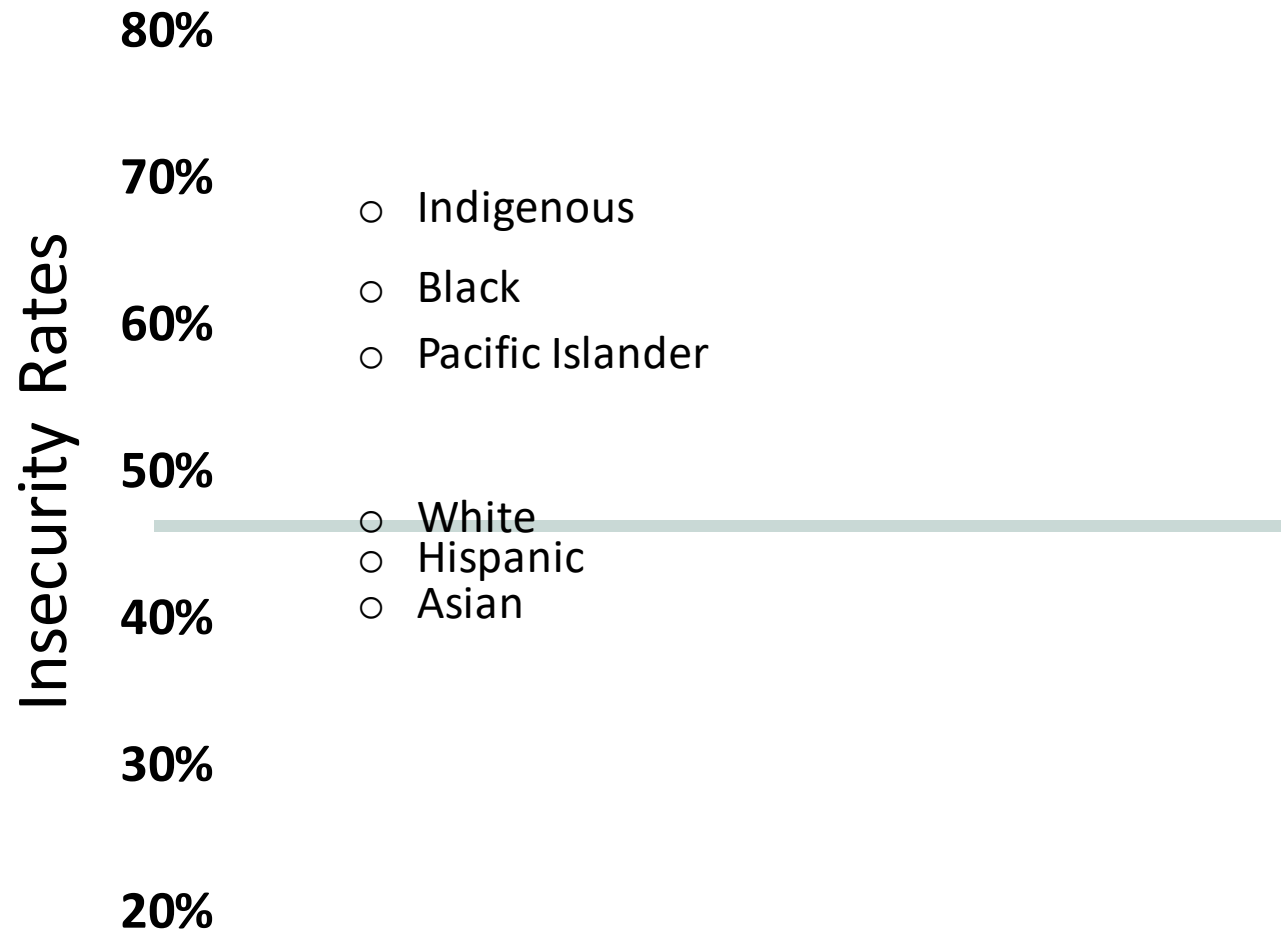
# 2023 Statewide Food Insecurity Rates



# 2023 Statewide Food Insecurity Rates By Race/Ethnicity




Real  
College  
California



Statewide  
47% are  
food  
insecure

# 2023 Statewide Food Insecurity Rates By Gender Identity



Statewide  
47% are  
food  
insecure

# 2023 Statewide Food Insecurity Rates By Sexual Orientation

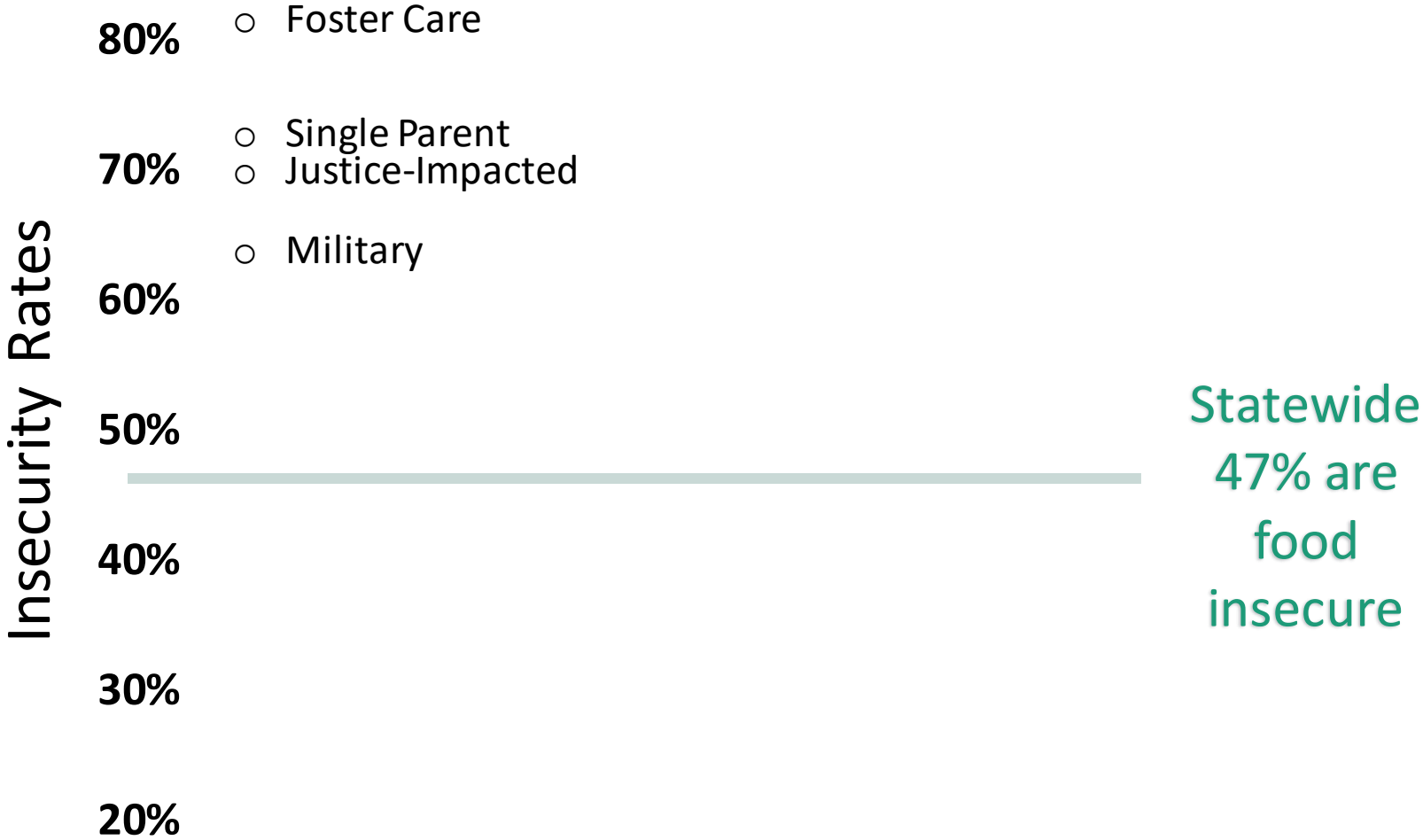


Statewide  
47% are  
food  
insecure

# 2023 Statewide Food Insecurity Rates By Disability Status



# 2023 Statewide Food Insecurity Rates By Life Circumstances



# 2023 Statewide Housing Insecurity Rates



Insecurity Rates

90%  
80%  
70%  
60%  
50%  
40%  
30%



Statewide  
58% are  
housing  
insecure

# 2023 Statewide Housing Insecurity Rates By Race/Ethnicity



Insecurity Rates

90%  
80%  
70%  
60%  
50%  
40%  
30%


- Black
- Indigenous
- Hispanic
- Pacific Islander
- White
- Asian

Statewide  
58% are  
housing  
insecure

# 2023 Statewide Housing Insecurity Rates By Gender Identity



Insecurity Rates



Statewide  
58% are  
housing  
insecure

# 2023 Statewide Housing Insecurity Rates By Sexual Orientation



Real  
College  
California



Insecurity Rates

90%  
80%  
70%  
60%  
50%  
40%  
30%

- Gay or Lesbian
- Bisexual
- Questioning/Expansive
- Heterosexual

Statewide  
58% are  
housing  
insecure

# 2023 Statewide Housing Insecurity Rates By Disability Status



Insecurity Rates

90%  
80%  
70%  
60%  
50%  
40%  
30%

- Learning
- Physical
- ADHD & Chronic Illness
- Autism & Psychological

- No disability

Statewide  
58% are  
housing  
insecure

# 2023 Statewide Housing Insecurity Rates By Life Circumstances



Insecurity Rates

90%  
80%  
70%  
60%  
50%  
40%  
30%

- Single Parent
- Justice-Impacted
- Foster Care
- Military



Statewide  
58% are  
housing  
insecure

# 2023 Statewide Homelessness Rates



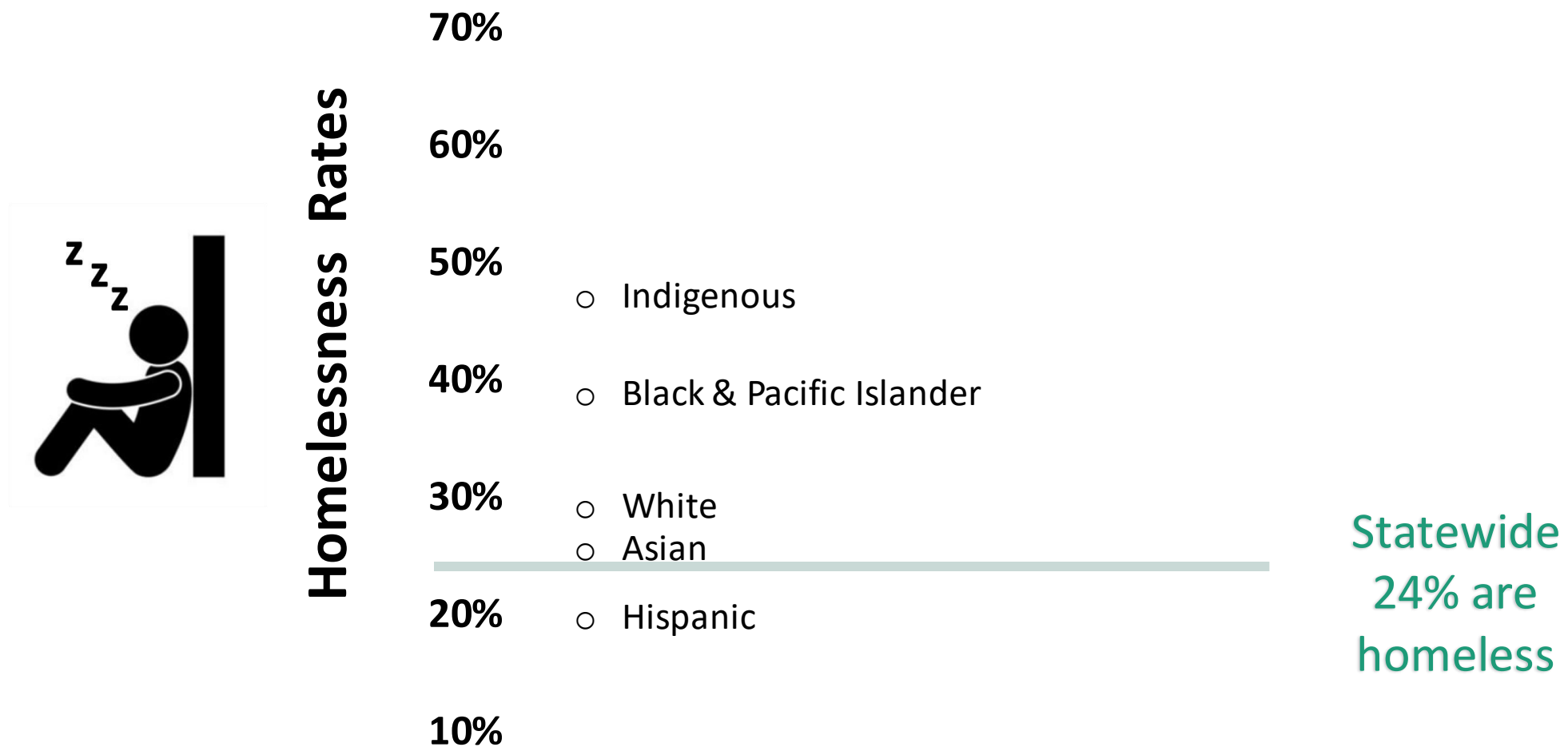
Homelessness Rates

70%  
60%  
50%  
40%  
30%  
20%  
10%

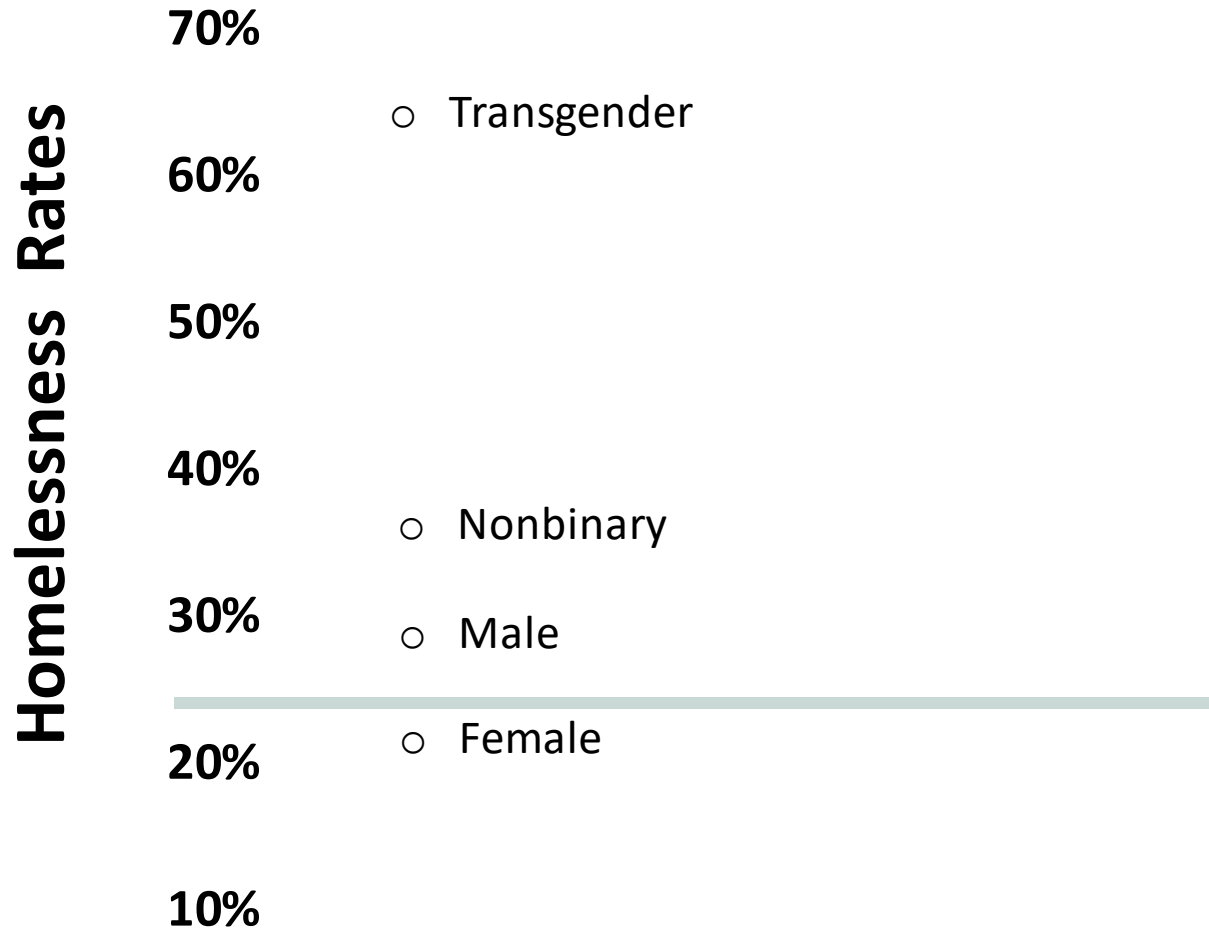
Statewide  
24% are  
homeless



# 2023 Statewide Homelessness Rates By Race/Ethnicity

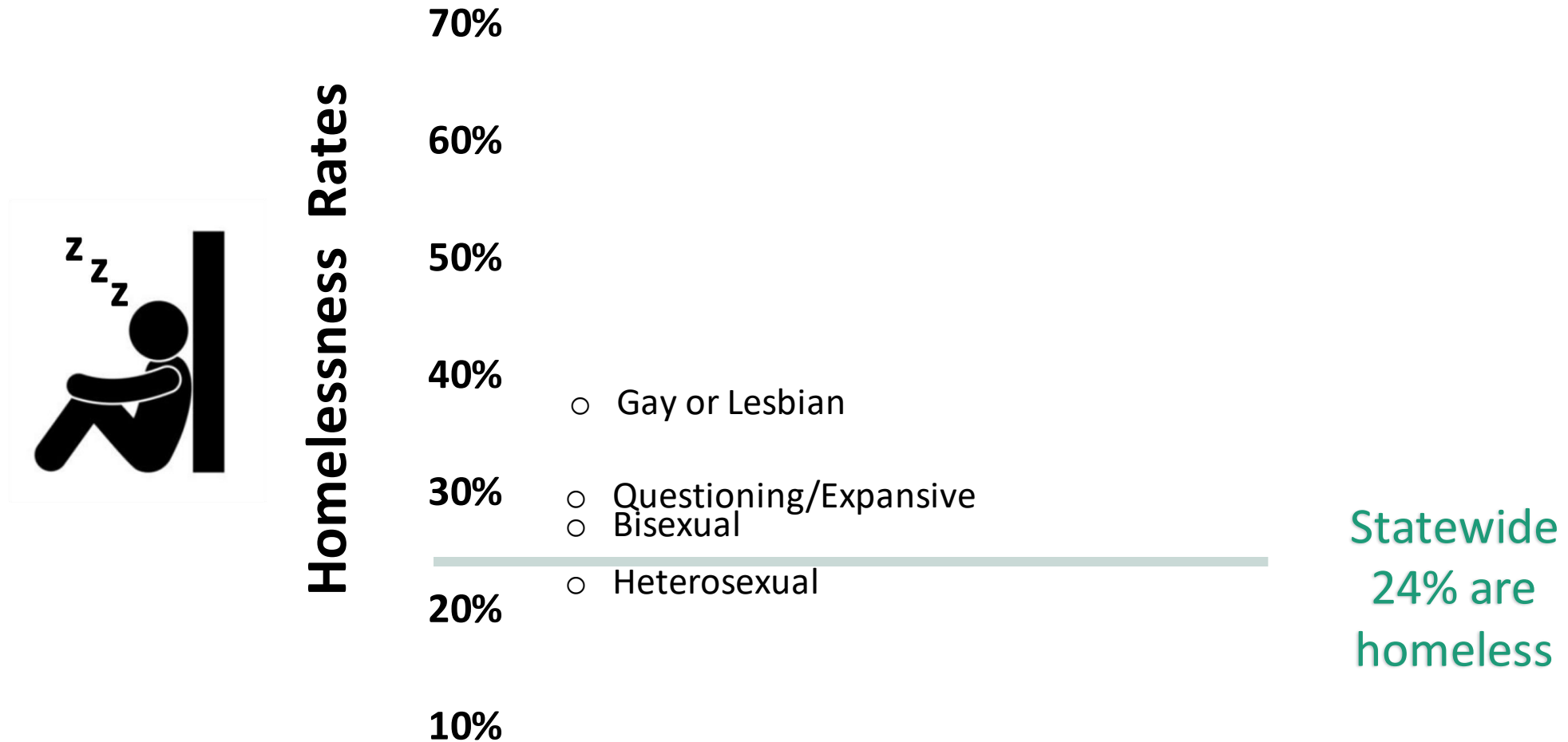


# 2023 Statewide Homelessness Rates By Gender Identity




Statewide  
24% are  
homeless

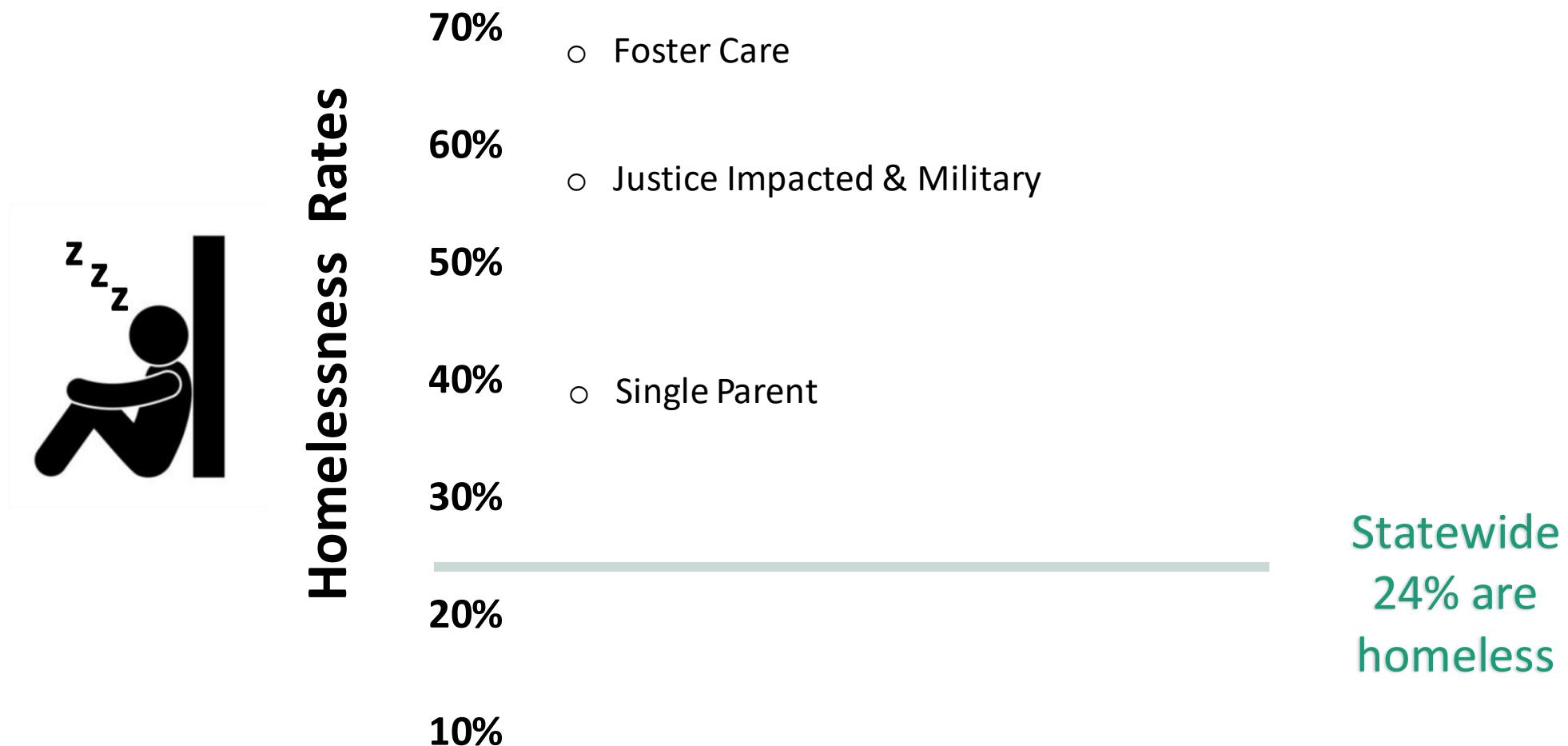
# 2023 Statewide Homelessness Rates By Sexual Orientation



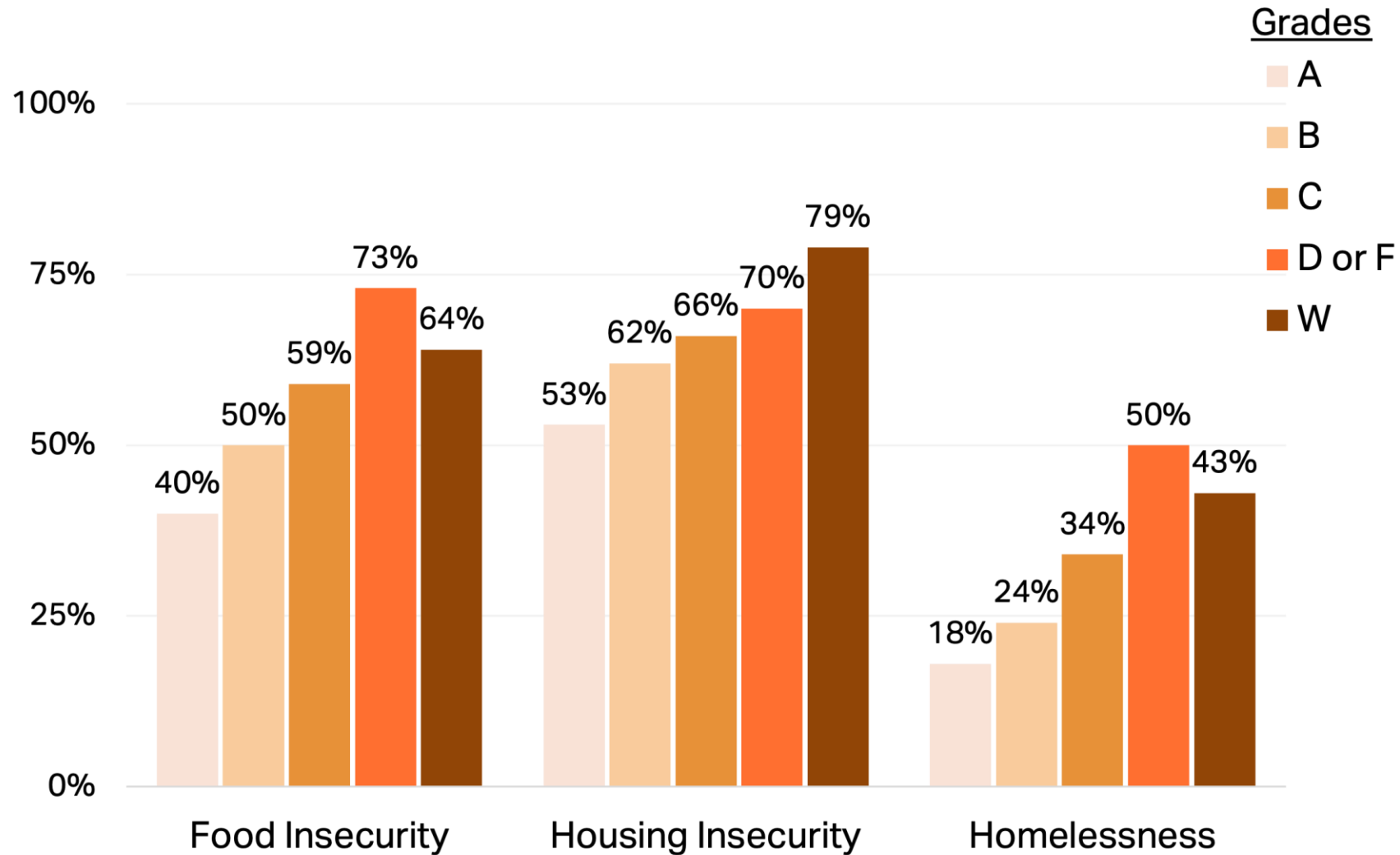
# 2023 Statewide Homelessness Rates By Disability Status



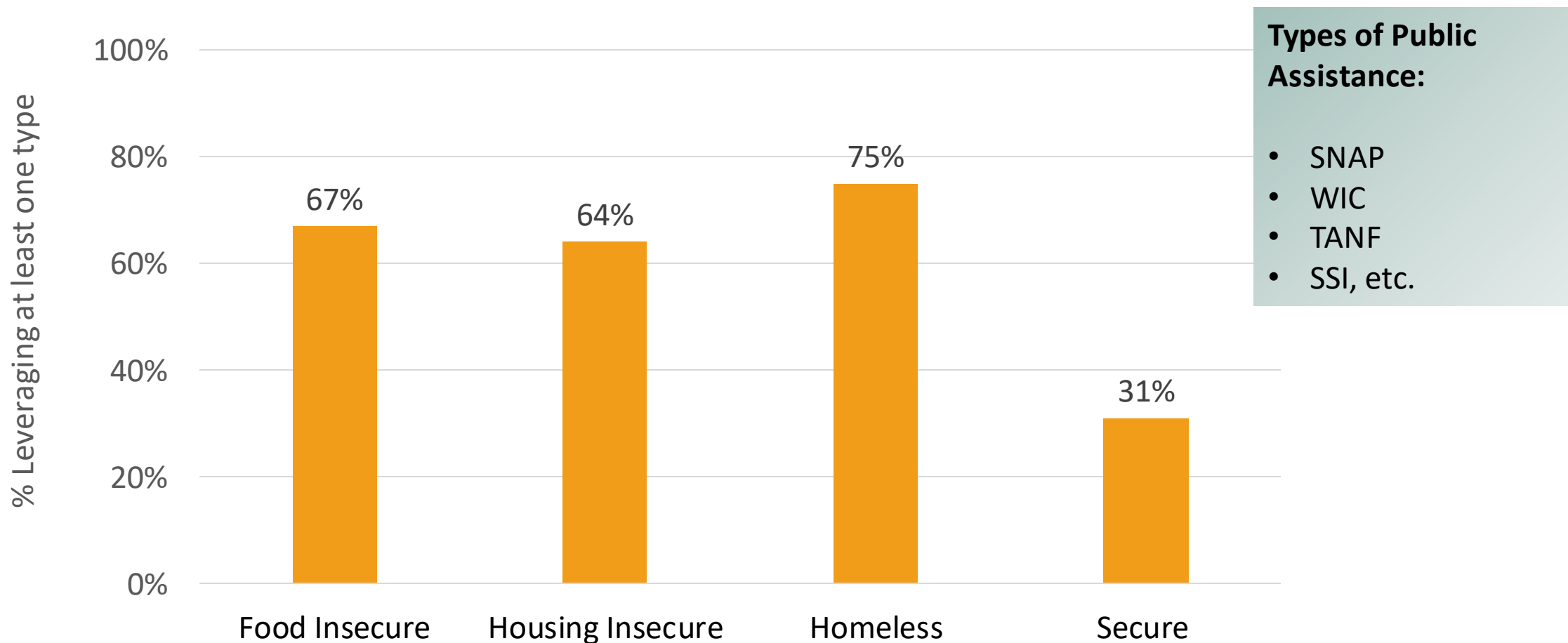
# 2023 Statewide Homelessness Rates By Life Circumstances



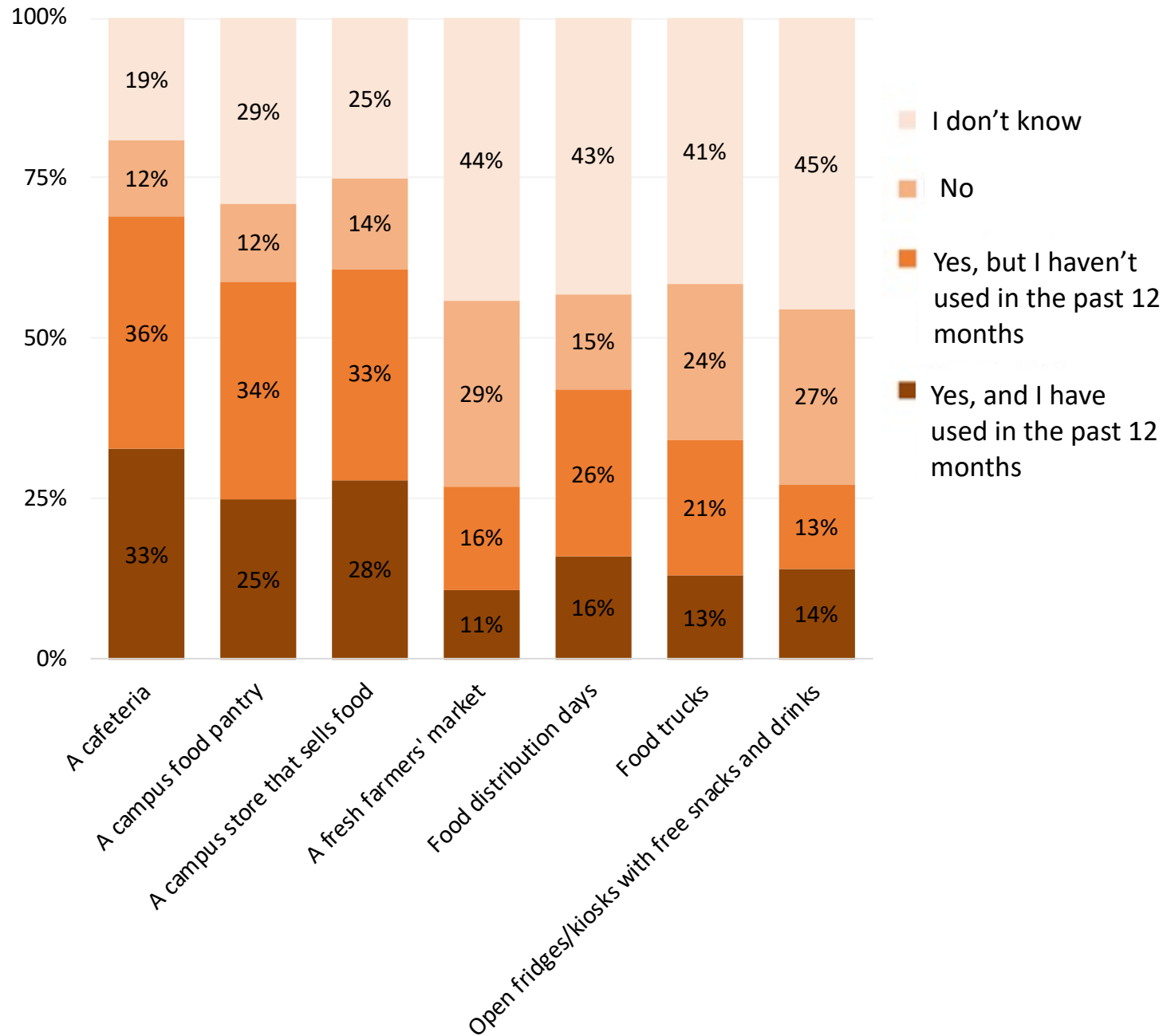
# Impact on Grades by Basic Needs Insecurity Rates



# Rates of Public Assistance Use by Basic Needs Status



# Use of Campus Food Services





Opportunities

# Opportunity 1

Advocate for and leverage state investments such to address student homeless and housing insecurity.

- 2020 California Community College Homeless & Housing Insecurity Pilot Program (\$9 million)
- 2022 Budget Act--Higher Education Student Housing Grant Program
  - \$546.6 million construction grants
  - \$17.9 million in planning grants



## Opportunity 2

Strengthen the communication and coordination from within colleges to better identify the groups of students for whom insecurities are disproportionately high to connect them with relevant resources and services to meet those needs.

## Opportunity 3

Expand resources and eliminate barriers to students' accessing local, state, and community-based resources to enhance basic needs resources offered at colleges.

- Strengthening partnerships maximizes resources and increases the state's ability to address insecurities experienced by Californians
- Statewide data sharing agreements that streamline information and eligibility coordination
- Creating agreements with transportation agencies across regions to develop aligned network of free or reduced transportation

## Opportunity 4

Prioritize equitable reform of federal and state financial aid programs centering student needs by covering the cost of college attendance, not just tuition, and the infrastructure for colleges to administer the programs.

- **Double the Pell**
  - Current Maximum Pell Grant \$7,395
  - Among student respondents receiving Pell Grants 26% still report being homeless and 2/3 report some level of housing insecurity
- **Fund Cal Grant Equity Reform**—total cost of college vs. rationing
- **Fund Critical Infrastructure for Financial Aid Administration**

# Join the Movement!

*Helping members develop a cutting-edge mindset to increase their institutional effectiveness and strengthen California's ecosystems to support students' basic needs and promote college completion.*



Real  
College  
California



Real  
College  
California

## 2023 Basic Needs Summit

*Rising to the Challenge: Heroes for Basic  
Needs*

*Registration Opens  
in October!*

*Friday, December 8  
Evergreen Valley College  
San José, CA*

# Acknowledgements



Dr. Darla Cooper, Executive Director

---



Dr. Daisy Gonzales

Dr. Lizette Navarette

---

#RealCollege Champion

Dr. Sara Goldrick-Rab



Larry Galizio, President & CEO

Lisa Mealoy, Chief Operating Officer

Andrew Martinez, Sr. Director Government  
Relations

Nune Garipian, Sr. Policy Advocate

Lori Bachand, Sr. Director Communications

Sadie Brown, Events and Sponsors Associate

# Affordability, Food & Housing Access Taskforce

Tammeil Gilkerson, President, Evergreen Valley College (Co-Chair)

Matt Wetstein, Superintendent/President, Cabrillo College (Co-Chair)

Dorothy Battenfeld, Trustee, Santa Rosa Junior College

Rudy Besikof, President, Laney College

Carie Camacho, Interim Superintendent/President, Lassen College

Keith Curry, President/CEO, Compton College

Marilyn Flores, Superintendent/President, Río Hondo College

Colleen Ganley, Basic Needs Specialist, California Community Colleges Chancellor's Office

Martha Garcia, President/CEO, Mt. San Antonio College

Adrienne Grey, Trustee, West Valley-Mission Community College District

John Hernandez, President, Irvine Valley College

Andra Hoffman, Trustee, Los Angeles Community College District

Rebekah Kalleen, Executive Director, Community College Facility Coalition

James Preston, President, West Hills College Lemoore

Diana Rodriguez, Chancellor, San Bernardino Community College District



Real  
College  
California



Affordability, Food, and Housing  
Access Taskforce Report  
**REAL COLLEGE CALIFORNIA:  
BASIC NEEDS AMONG CALIFORNIA  
COMMUNITY COLLEGE STUDENTS**

*September 2023*

Community College League of California  
2017 O Street / Sacramento, CA 95811  
Phone: (916) 444-8641 / Fax: (916) 444-2954  
Email: [cclc@ccleague.org](mailto:cclc@ccleague.org)

**Thank you for attending!**

